

# NO Warranty if:



---


## NO Warranty for Shock Absorbers that have been installed:

- 1) Improperly or damaged on installation.
- 2) On any vehicle that has been modified ( lowering kits) for a use, other than or in its originally intended from manufacture side.
- 3) On any vehicle or application that is not specified in the KYB Catalogue.
- 4) On any vehicle that has been used for Off Road / racing or any other driving Competition.
- 5) For shock absorber that has been damaged because of an accident.
- 6) For any shock absorber which have been modified in any way.
- 7) And premature wear is visible due to broken or worn / old Protection kits wrong fitting kits or defective mounting kits.

No excuse for saying damage was done when shock was taken out!


---

# NO Warranty !




**\* Pistonrod damaged !  
\* Result seal will damage**





Cramped by Wrench !





Oil Leaked Out


Kayaba rejects those products from warranty !

# NO Warranty !

**Check and investigate Piston rod carefully !  
Example of cramped Piston rod**



# NO Warranty !




- \* Broken circlip
- \* Did not use correct Fitting kit  
Always use KYB Fitting kit if  
Supplied with Shock absorber



- \*Piston rod damaged due to old  
or broken Dust Boot or  
Bumpstopper.
- \*To much exposed to dirt salt and  
Bad road conditons

No Warranty !




- \* Always provide Nut
- \* Check Nut carefully
- \* In this case you can see clearly they used Air impact tool .
- \* If used correct moment of torque this will Not happen !



**No Warranty !**

# NO Warranty !



Not correct installed shock absorber  
Extensive damage of piston rod on one side

# NO Warranty !



Deformed and modified Lower fitting

# NO Warranty !




Damaged thread / use of wrong Nut

- \* Loose fitting of lower mount
- \* Deformed fitting of Shock absorber on vehicle
- \* Customer claiming noise

# NO Warranty !



**Do not put Water, Oil or whatever into the strut !**  
**(When you change Cartridge) -**



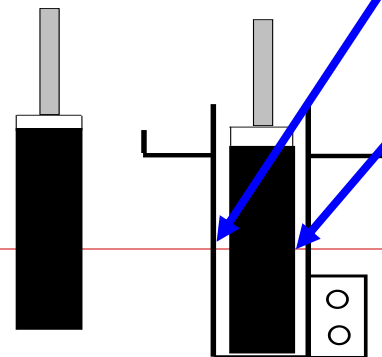
Ice Pressure

!

**No! Water**

**No! Oil**

**No! Coolant**



# NO Warranty !




## **Damaged seling**


- Shock absorber was opened and sealing was damaged.

# Diagnose defekter Stoßdämpfer

Old roken parts



New Parts



When Installing shock absorbers always check component parts!



## Production code on KYB Shock absorber



Production code must be on warranty report!

## Warranty Procedure

- 1) Investigate Shock Absorber and Fitting Parts closely.
- 2) Send us and check the Car application with full version description s
- 3) Send us and check the purchase date / place and time / mileage in use
- 4) Production date of shock absorber
- 5) Make warranty report with reason

## **Before claiming Warranty;**

- Make sure correct Application according to KYB Catalogue!
- Make sure installations date !
- Make sure other fitting parts have been checked!
- Make sure fitting was done correctly
- Make sure purchase date and place

## **For noise problems;**

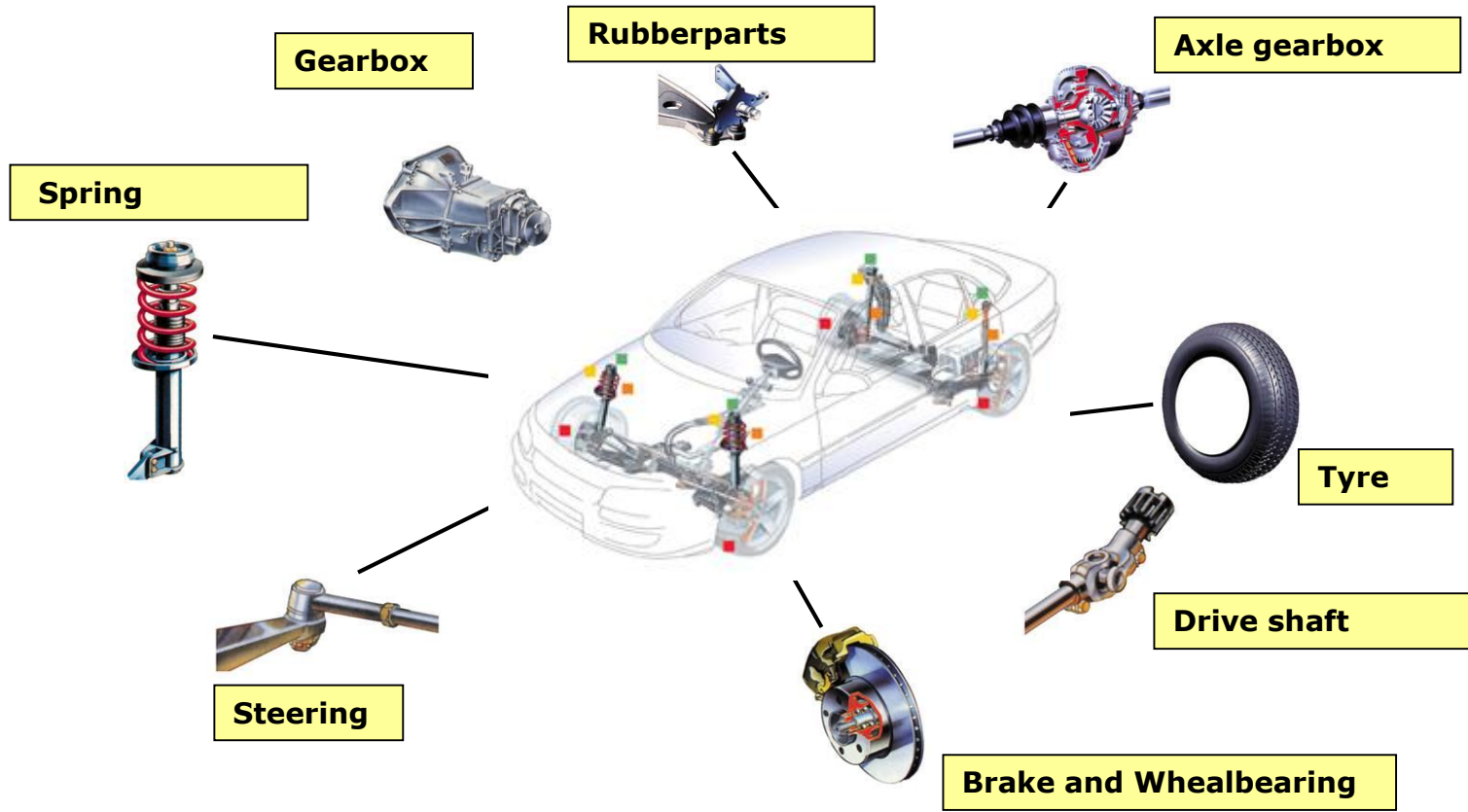
- Check Axle mountings
- Check Steering bearings
- Check Upper bearing
- Check Stabilizer brackets
- Check Spring mounting and condition

Make sure to use new protection kit / mounting kit if necessary

---

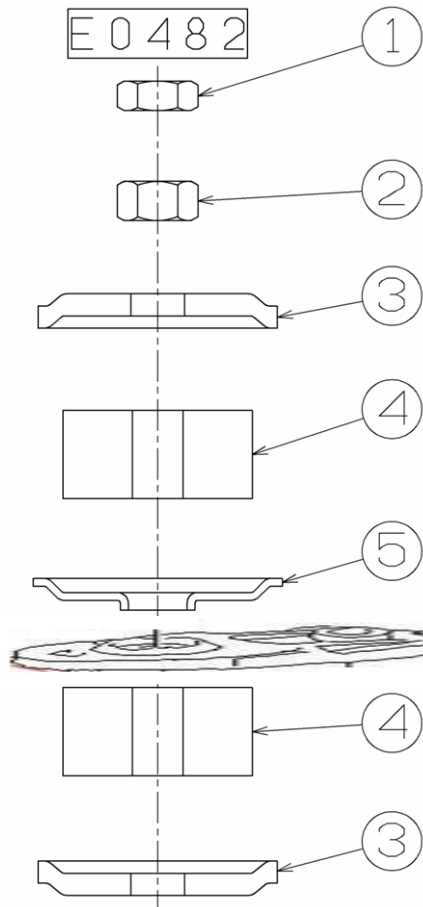


# Bad or broken Shock absorber can cause problems with:

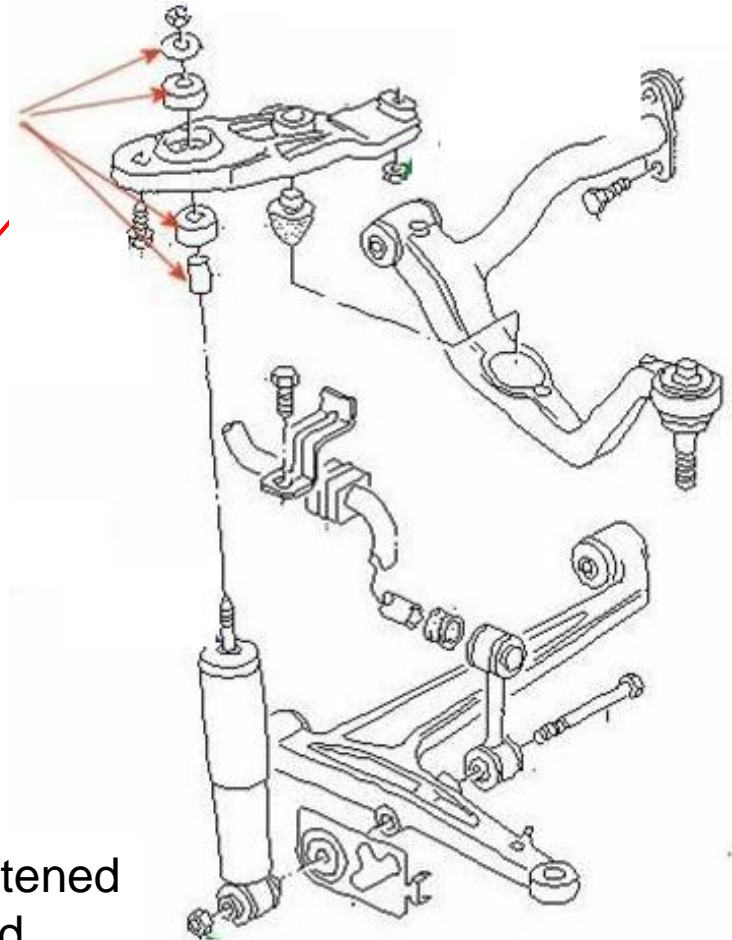


For KYB 444119 and 344261

KYB Fitting kit E0482



Remove  
OEM Fitting  
and  
Use KYB  
Fitting kit



Lower nut should be fastened  
after car is on the ground.